

CGS Installation Instructions

Thank you for choosing a CGS Air Intake System™ to power your vehicle. These instructions will take you through the installation of your new air intake system.

Kit includes:

Qty.	Description
1	small rubber grommet
1	3/4" rubber grommet
1	billet aluminum fitting
1	2 1/2" silicon boot
2	2 1/2" Clamps
1	2 1/2" CGS Filter
1	Heat Shield
1	Rubber Seal
1	2 1/2" Powder Coated Tube

1) Removing the stock air intake

First start by removing the stock intake system by unbolting the clamp at the front of the throttle body as shown and also unbolt the two bolts in the front of the intake at the core support. Unplug the sensor as shown in the next photo. Then remove the clamp at the air filter box and remove that section carefully. Next you will need to remove the air filter box by pulling straight up. Now you will need to remove the sensor from the intake by using a torx wrench. Last you will need to remove both breather hoses, the larger hose is removed by sliding the clip up and over and pulling the hose off and the small hose will be removed by twisting the factory hose clamp until it brakes and remove the rubber hose with the elbow.

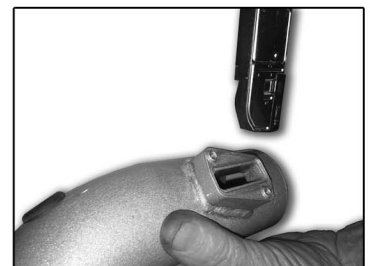



2) Installing your new air intake system

Now you are ready to install your new intake. First start by installing the heat shield as shown. Proceed to install the silicon boot with the supplied hose clamps. Next you will install the MAF sensor using the supplied allen screws. Once the sensor is installed you will then slide the intake tube into the silicon boot and be sure it is positioned and lined up correctly, install clamps at all connections. Now you will connect you breather hoses to the new intake. Last but not least install the CGS air filter onto the end of the tube.

3) Final checklist

Once completed, check to make sure all the clamps and bolts have been securely fastened. That's it, a simple install with a lot of results. **Congratulations!** You just installed more horsepower to your car by allowing it to breathe easier with a CGS Air Intake System™.

Ask your CGS dealer about our Exhaust Systems for your car.
Thank you again and enjoy your new CGS Air Intake System™



If you have any questions, please call our tech line at 909-902-0102, 9:00am to 4:00pm, PST, Mon.-Fri.