



# Part # 60032

2007-UP Ford Expedition EL /  
Lincoln Navigator L 2/4WD 5.4L

## CGS Installation Instructions

Please direct all installation questions to CGS at 909-902-0102.  
DO NOT call the retailer in which you purchased your CGS System.

Thank you for choosing a CGS Exhaust System™ to power your vehicle. These instructions will take you through the installation of your new Cat-Back Exhaust System for your vehicle, case you might need it later.

### Kit includes:

Qty.	Description	Part#
1	Headpipe	300-1030
1	Over the axel pipe	300-1028
1	exit pipe	300-1029
3	3" clamps	
1	CGS Muffler	83001
1	CGS SS Tip	9530
2	10mm x 1.5 Flange Nuts	
2	10mm Flat Washers	

### 1) Remove stock exhaust system

First start by removing the stock headpipe, and keep the factory bolts because you will reuse them later. Next you will need to remove the stock muffler and tailpipe by sliding the brackets out of the rubber hangers and continue to remove the exhaust system from under the truck. Cutting may be required for removal.

### 2) Installing your new Exhaust System




First start by removing the factory hanger as shown in Fig.3. Now slide the headpipe in place (part# 300-1030) and slip both brackets in to the rubber hangers. Once that headpipe is installed slip the muffler on with the Center inlet and the Offset Outlet. The muffler outlet should be closest to the frame. Once the muffler is on the headpipe, next is the *Over the Axel Pipe*. Slide that into the rear of the muffler and hook the bracket into the rubber hanger. Now install the *Exit Pipe*. Repeat the steps of the last pipe. Once all pipes are installed you will need to install exhaust clamps and tighten once all pipes are lined up and in the correct position.

### 3) Installing your new CGS Stainless Steel Tip

Slide your new tip on, line up the logo on the top and tighten the clampless bolt.

That's it, a simple install with a lot of results. **Congratulations!** You just installed more horsepower to your truck by allowing it to breathe easier with a CGS Exhaust System™.

**Thank you again, we know you will enjoy your new CGS Exhaust System™.**



If you have any questions, please call our tech line at (909) 902-0102, 8:00AM to 4:00 PM, PST, Mon-Fri.

THANK YOU FOR CHOOSING A CGS CAT-BACK EXHAUST SYSTEM

REV 03/16